

THE MALTA  
INSTITUTE  
OF PROFESSIONAL  
PHOTOGRAPHY

---



Photography by - KURT PARIS

# FOCAL POINT

The Official  
MIPP Newsletter


[www.mipp-malta.com](http://www.mipp-malta.com)

ISSUE **101**

**2023**  
**JAN | MAR**

## CONTENTS

PRESIDENT'S LETTER	4
MEET THE EXECUTIVE COMMITTEE	6
LET'S HELP OUR SPONSORS!	9
MIPP MEMBERSHIP - WHAT'S IN IT FOR YOU?	10
FJURA - EXHIBITION	12
MIPP STUDIO HIRE	22
PROJECTION WORKSHOP	24
THEATRE WORKSHOP - STUDIO 18	32
ANNOUNCEMENTS	39
COMING UP	40
SOCIAL PAGE	42



# PHOTO EQUIPMENT RENTAL SERVICE

Be it an **additional camera body** for an assistant, an external flash while yours is **in for repair** or a particular lens for that **one-off job or trip**.

**We've got you covered!**

Find out more: [avantech.com.mt/lens-rental-service](http://avantech.com.mt/lens-rental-service)



 **avanteCH**

**Canon** | **PRO**  
PARTNER





## PRESIDENT'S LETTER

Dear Valued Members and Subscribers,

As I write this first newsletter to you as the new acting president and course director of the MIPP, I firstly want to thank you. Thank you for being a part of an organisation that, since its inception, was created to support and represent our amazing community of creative photographers. In January, the AGM took place, electing a dedicated committee with many decades of combined experience, not only in photography, but also education and media, making for what I believe acts as a solid and robust group of minds for

the future development of the organisation and its members.

But before we kick off, MIPP would like to sing a special thank you to Dr Charles Paul Azzopardi. As the Malta Institute of Professional Photography (MIPP) bids farewell to its outgoing President, Charles, we would like to take a moment to express our gratitude for his time and efforts in the organization. Charles has been an integral part of MIPP, and we are thankful for his dedication and hard work.

Charles has served as the President of MIPP until December of 2022, during which time he has contributed significantly to the growth and development of the organization. His vision and leadership have been instrumental in making MIPP a respected and valued organization in the photography industry.

The current committee of MIPP acknowledges that our work would not be possible without the strong foundations set by Charles during his tenure as President. Charles has tirelessly worked to promote professional photography in Malta, and his contributions have helped raise the standard of photography in the country.

Charles' unwavering commitment to the organization has been an inspiration to us all. We appreciate his leadership, guidance, and support, which have enabled us to carry out our responsibilities effectively. His dedication to MIPP will not be forgotten, and his legacy will continue to inspire us in our future endeavors.

On behalf of the current committee and all members of MIPP, we extend our sincere thanks to Charles for his exceptional service to the organization. We wish him all the best in his future endeavors and hope that he continues to contribute to the photography industry in Malta.

A lot of positive change is in the air...and we need your help and support. The MIPP has a resounding history of excellence and to maintain this record of achievement, we must come together and act as a like-minded and supportive community. As they say, power in numbers.

Between the various forms of communication, be it social media, email and face to face contact, we have organised a number of events, including a moving and inspirational talk by humanitarian photographer Darrin Zammit Lupi, the launch of Kurt Paris' and Moira Scicluna Zahra's exhibition Fjura, a follow up workshop guided by Kurt in Projection Photography and a social gathering in Paola at the MIPP Headquarters. Don't forget to look at what's coming up via our website calendar, Facebook and Instagram and our subscriber emails.

The vision for the future of MIPP is clear and unanimous amongst the Executive Committee. Most of us are full-time photographers and doing our best in maintaining and evolving the services and support for our exceptionally talented Maltese photographic community. We have several courses, either running or in the pipeline; we now have a kitted out studio for hire and an online booking form to secure sessions; the convention venue for the end of year is close to being secured; monthly photography talks and practical workshops will continue on Tuesday evenings; membership numbers are on a healthy incline; and last but not least, the MIPP premises will continue to be upgraded to provide a space that is equipped with tech and resources for everyone to access and benefit from.



## MEET THE EXECUTIVE COMMITTEE




**FRANK FARRUGIA**

PRESIDENT | COURSE DIRECTOR

Frank Farrugia is both a photographer and educator from Australia, born to Maltese parents. With formal qualifications, Frank specialises in domestic photography e.g. over 1000 weddings, portraits with the occasional splash of fashion editorial. Some career highlights do include a plethora of published work, including book and magazine covers, photographing celebrities and profile people including Kylie Minogue and many other musicians and TV personalities.

Frank loves travel, culture, architecture and art in all forms and enjoys hosting the occasional dinner party.



**MARIO BORG**

SECRETARY

Mario Borg has retired last year, thinking he will have more time on his hands for photography. He is MIPP's Executive Committee Secretary for the fourth time and was given the Award of Recognition for his dedication.

He loves nature, trekking and travelling and takes his camera with him wherever he goes. He creates the *Miniature Me* images using his photography and digital editing experience to entertain people on Facebook.



**EDWARD DE GABRIELE**

TREASURER | STRATEGY COORDINATOR

Edward De Gabriele is a full-time photographer specialising in commercial, lifestyle, and portrait photography, with five years of professional photography experience. He brings to the table a strong background in business development and operations, which provides him with a unique perspective, allowing him to establish strong relationships, develop strategy & achieve desired results.

Outside of work, he is also passionate about personal development and technology, always seeking to learn, grow & adapt to the rapidly changing landscape of the modern world.



**MITCHELL CAMILLERI**

MEDIA OFFICER

Mitchell Camilleri is a full-time photographer specialising in events, lifestyle, marketing and on-set productions. New-ish to the game, he has spent the last year shooting almost every second of every day in both photo and video.

Outside of work, he is currently a Marketing and Videography student just finishing off his studies, enjoys gym, adventure, coffee, getting to know new people and on a never-ending quest to learn as much as possible within the field.





**PHOTOIMAGES**  
ONE STOP PHOTOGRAPHIC OUTLET

**WE ALSO OFFER PROFESSIONAL  
AND FINE ART PRINTING SERVICE,  
CANVAS WORK, FOAMBOARD  
AND MANY MORE...**



## LET'S HELP OUR SPONSORS!

As photographers, we know first hand, the importance of a community that invests in itself and it is this very symbiotic relationship that helps us survive and thrive. Our sponsors are more than just brands, they are incredibly generous people who believe in all of us. Without them, we are merely consumers and without us, they are merely shopfronts.

We are lucky to have developed such great relationships over the years and as tempting as it is to jump online and give Mr Bezos some extra coin that we all know he does not need, let's invest in those who invest in us. Indeed, not every product is attainable and accessible here in Malta, and at times there is little choice but to do so. But, wherever possible, let's support local and give each other the lift we deserve, especially after the recent years that we are all happy to keep as a vague and distant memory.

### AVANTECH LTD.

- 📍 Triq San Giljan, San Ġwann
- 📞 2148 8800
- ✉ info@avantech.com.mt
- 🌐 www.avantech.com.mt

### FUJIFILM/CIANCIO(1913) Co. LTD.

- 📍 Ciancio House, Cannon Road, Hal Qormi
- 📞 2148 0500
- ✉ support@photociancio.com
- 🌐 www.photociancio.com

### ILAB PHOTO LTD.

- 📍 20, Cannon Road, Hal Qormi
- 📞 2744 7701
- ✉ sales@ilabphoto.com
- 🌐 www.ilabphoto.com

### PHOTOIMAGES LTD.

- 📍 Triq Laurent Ropa, B'Kara
- 📞 2149 1583
- ✉ photoimagesmalta@gmail.com
- 🌐 Facebook





## MIPP MEMBERSHIP - WHAT'S IN IT FOR YOU?

Our list of membership benefits is an evergrowing list, as we continue to think about how the MIPP and its sponsors can service and support our community on an ongoing basis.

### PERKS

- **Photographic events** - talks, workshops and exhibitions
- **Monthly meetings** - friendly networking opportunities with fellow photographers
- **Social events** - on location photography sessions and meet-ups
- **Foundation courses** - Intro to Photography, Adobe Lightroom Workflow, Fast Track
- **Level 3 and 4 accredited courses** - Still Image Award and others on the way
- **10% discounts off courses** - including foundation and accredited courses (ex Fast Track)
- **Ticket discounts** - off Annual Photography Conference with international speakers
- **Competitions and exhibition opportunities** - 6 exhibitions per year, every 2 months
- **15% discounts off printing** - for exhibition use by Photo Images and iLab Photo
- **Free loan of frames** - for exhibition purposes
- **One on one mentorship programs** - available pon request

RENEW ONLINE TODAY

For only 40 Euros a year, it's a no brainer!

Become a member today!

[mipp-malta.com/product/member](http://mipp-malta.com/product/member)



## FJURA - EXHIBITION



PHOTOGRAPHER: KURT PARIS


ILLUSTRATOR: MOIRA SCICLUNA ZAHRA

MODEL: SASKIA BOGOJEVSKA

For those who missed the exhibition launch, we wanted to delve into the process that all three collaborators undertook in creating this vivid series. So naturally, we asked Kurt, Moira and Saskia a few questions:

**How did your talents unite to create Fjura?**

**KURT:** Working with Moira is always very easy. First of all, it's a very equal partnership, we can speak our minds and bounce ideas off each other and give each other feedback. When discussing the idea, we first did a test shoot to see how the effect would look, we tried different types of poses - some with the model immersed in the photo, some with the human form more visible etc. We then discussed what we both liked and focused on that.



© KURT PARIS



**Were the illustrations pre-existing or did you design them specifically for the shoot? What is your process?**

**MOIRA:** Some of the florals in the illustration were already designed for another project however they were redesigned and recoloured for the shoot. My process is typically to first decide the kind of flowers I want to include, then find references and proceed to create patterns. For Fjura, I created imaginary flowers so they aren't necessarily referenced from life. In the meantime, Kurt had been experimenting with some shoots using projected imagery on models. We had already worked together on another project, so he asked if he could try out one of the illustrations. After I saw the initial shoots, I recoloured the illustrations and redesigned them so they could work better on the model.


**From a technical perspective, can you explain what is required from a projector to create such imagery?**

**KURT:** The type of projector definitely has a big difference on the image. First of all, different projectors have different amount of light output and this will have a direct impact on the exposure. Some projectors may have a higher resolution, which leads to better clarity of projection but may cause coloured banding When using certain shutter speeds. Lastly, the optics of the projector have a direct relationship with the size of the projection and the amount of space required - the farther back your projector needs to be, then the less light you get on the subject (hello inverse square law!) and the more studio speed you need. Conversely, short throw projectors can warp the image. For the series, I used the Elephas Q9" Native 1080p LCD Projector.

**Both trust and respect are required when photographing a person naked, how did you ensure a safe and comfortable environment for the model?**

**KURT:** I think being professional and having very transparent communication is key. Before the shoot we planned the things we would be trying and what would be required and got clear consent, and I always like to reassure the model that "before anything is published, you will see them first".

During the Shoot, it is quite easy to keep things professional, keeping nudity only when required. and making sure that everyone is comfortable at all times. After the shoot, showing the images and discussing the intended usage with the model to get their consent (whatever release they've signed) before publishing keeps things transparent.



© KURT PARIS







© KURT PARIS



© KURT PARIS

Saskia, from your perspective, what should a photographer consider when working with a model with nudity on set?


**SASKIA:** Shooting nude, as you can imagine, is a very intimate thing to do. So it's not for everyone. The model needs to be comfortable with the photographer and if possible, have a test shoot prior to shooting with nudity, typically a different concept altogether to ensure there is trust. Checking the reputation of the photographer at the very beginning is the first step.

Personally, it is very important that I like the photographer's style and vision but above all, their attitude must be right, otherwise I would not accept to work with them. It's not just about taking photos, it's to be comfortable, confident and enjoy the experience. Photographers must look at a nude subject only as a subject of his work, nothing else. Awkward staring or making comments about the person's body is a big no. If I expose myself accidentally, I appreciate it when I'm guided to cover myself.

Collaborating with other creatives, are formal agreements like contracts, model and location releases part of your process?

**KURT:** We had a verbal agreement. This was mostly planned as an artistic expression with commercialisation far down the agenda so there wasn't a big emphasis on the commercial side of things.





## MIPP STUDIO HIRE

The MIPP now has a fully functioning studio with the amazing support of two incredible sponsors, Stefan from **iLab Photo** and Matthew and Marisa from **Photo Images**. This vital addition to the premises, not only allows us to create setups for students to learn but it also a rentable space, available to both members and non-members.

To simplify the booking process, we have also added an **online booking form** on our website to confirm availability and secure the space for your next shoot. One of our committee members will be present to welcome and assist with any technical knowledge required to get shooting. Equipped with a bathroom, a tea and coffee station and in due time, a designated area for hair and makeup, it's the perfect one stop shop that Paola needed.


Here is a small list of equipment you can now benefit from when booking the studio:

- 6 x strobe heads (2 of which are GODOX battery operated for cordless shooting)
- 3 softboxes and umbrellas (various sizes)
- Triggers for Canon, Nikon and Sony
- 4 x backdrops at 2.72m wide (white, black, blue and wheat)
- Heavy duty boom stand with wheels for easy manoeuvring around the studio)
- Additional light stands, clamps and light shaping accessories e.g. snoot, reflector
- Laptop trolley for tethering



## PROJECTION WORKSHOP

On the 7th of March, guided by Kurt Paris himself, nine members came together to simply, play! Having been asked prior to provide some images to project on Saskia, Kurt one by one loaded up the projector and worked with each photographer to create a world, nothing short of mesmerising. Here are some examples of what came out of the workshop. We now know the answer to the age-old question, "how many photographers does it take to change a lightbulb?"



© LINDSEY BAHIA

Providing a group of creatives the same open brief, truly never disappoints. The end result always offers a visual array of imagery filled with amazement and spectacle. There are simply no limits to the imagination, only those that we impose on ourselves.

From kaleidoscope fractals, right through to simple geometrics and vignettes inspired from our natural world, we hope that this short workshop offers a glimpse into the unrestricted pairing between projection and photography. More like this to come from the MIPP.



© EDWARD DE GABRIELE

“ It’s been a while since I enjoyed a workshop so much!  
So much, that at 2am, I was on Amazon finding myself looking for a projector! ”



© MATTIE BONO



© CHRISTIAN BALZAN



© TYLER CALLEJA JACKSON





© MARIA BALDACCHINO



© LUANA GRECH





© RENATA APANAVIČIENĖ



© MARK SOLER



## THEATRE WORKSHOP - STUDIO 18

Following the success of other workshops, work immediately began to find more unique opportunities to host such events. MIPP collaborated with Studio 18 Malta, a local independent theatre company, to offer five MIPP photographers the opportunity to photograph an actual performance, under Edward's guidance, for their own portfolio, without any obligation to provide images to Studio18.

The workshop started with a technical briefing, moved on to the photography of the show, and ended with a full Q&A where participants could share and ask about the difficulties they faced. We at MIPP hope to host another workshop of a similar nature soon, since the waiting list for this one was long enough to fill another two groups! Some words from Edward:

"Theatre photography encompasses a lot more than just the photography itself, it relies a lot of preparation, whilst being mindful of the space and environment you're in. You not only have a photographic job to do, but you must complete it whilst not distracting in any way.

My top 5 tips for anyone looking to capture a production in the future:

1. Always show up early and speak to the marketing manager, production manager and if possible, the director.
2. Read a brief about the themes of the piece beforehand.
3. Wear black and cushioned shoes that are as silent as possible.
4. Learn to be comfortable with an electronic shutter in difficult situations.
5. Always focus on actors that are expressing some form of emotion or interacting with one



© MITCHELL CAMILLERI





© EDWARD DE GABRIELE





© EDWARD DE GABRIELE



FUJIFILM

 **CIANCIO**  
(1913) Co. Ltd.



# FINE ART PRINTING



iLAB has a special exclusive division for fine art printing. Exceptional high quality and serious profiling makes this lab unique on the island, using the very best pigment inkjet printers. We specialise in Giclée fine art printing. Giclée Fine Art prints at iLAB Photo are printed using the latest professional Fine Art inkjet printers such as Epson SC-P20000 & Stylus Pro 9000. We have partnered with the three most distinct paper manufacturers, Fotospeed, Canson and Hahnemuhle. We offer a wide range of more than 30 Fine art and photo papers.

#### About iLAB Photo

A thorough professional photographic Lab, situated in Qormi Malta. iLAB continues the legacy in professional photographic printing since 1964. Re owned, rebranded and elevated to the highest possible standards of quality.

The lab specialises in fine art pigment printing, high-end chromogenic printing, wraps, blocks, framing, photographic albums, photo books, folios, wall display products, murals and photo memorabilia. The exceptional quality service and respect for photography and the artists using the medium makes this Lab unique and one of the best around.



## iLAB PHOTO

perfection in photographic printing

20, Cannon Road, Qormi  
t: +356 2744 7701  
e: sales@ilabphoto.com  
w: www.ilabphoto.com

## ANNOUNCEMENTS

### 25TH ANNIVERSARY PARLIAMENT EXHIBITION

We are just waiting on advice from Malta's parliament personell to provide us with some available dates for the 25th anniversary exhibition. Produced and curated by Dr Charles Paul Azzopardi in conjunction with Midsea, we are delighted to bring this exhibition to life very soon. We will keep you in the loop the moment we are prive to when it will take place.

### ANNUAL PHOTOGRAPHY CONVENTION

We are very excited about the planning of the MIPP 2023 Photography Convention. Carrying on from a successful convention last year, we are close to securing a weekend in the second half of September and a well equipped venue to host us for various international and local talks, workshops and networking events. We will update you along the way so that you can block out the dates in the your calendar. Stay tuned!

### Become a Contributor!

Provide us with your write-ups, photographs or any interesting features?

Email us at [learn@mipp-malta.com](mailto:learn@mipp-malta.com)



## COMING UP - APRIL

### **TUESDAY 4TH APRIL - 6.30PM**

#### **TALK: DUNCAN CAUCHI - LANDSCAPE & DRONE PHOTOGRAPHY**

Duncan is an Information System Specialist, currently working at the Malta Financial Services Authority (MFSA). His main duties are to keep the authority's electronic data, safe and accessible at all costs. Apart from all this Duncan has a great passion for photography, he just achieved a Fellowship level (FSINWP) with The Societies (SWPP), which was reciprocated by Maltese Institute for Professional Photography (MIPP). He was awarded The Societies Macro Photographer of the year 2011. Duncan finds photography both challenging and relaxing at the same time. He always thrives to self-improve and find new ways to portray the image he has already formed in his mind. At the same time, he is in awe of the vast opportunities photography offers as well as the endless artistic possibilities it can bring about.

### **TUESDAY 11TH APRIL - 6.30PM**

#### **SOCIAL NIGHT: COME ALONG AND NETWORK**

We spend lots of time working with clients however most of the job entails us working in isolation. So, let's come together, support each other and bounce ideas around over a friendly BYOB (bring your own beverage). Coffee, tea and water always provided.

### **TUESDAY 25TH APRIL - 6.30PM**

#### **TALK: EMMA TRANTER - INTERNATIONAL TOURING PHOTOGRAPHY**

Emma is a Freelance professional photographer, creative content creator and marketer. Her passion and goals are to travel the world to capture moments that stand still and last a lifetime through her lens. When she was 15 she received a camera and from then on she grew to love taking photographs of everything. For the last 7 years Emma has been currently working in the music industry as a professional photographer, creative content creator and marketer with major international music artists such as Jamie Jones, Nervo, Luciano, Sigala, and Kaz James, taking her to significant festivals and events such as the Brit Awards, Creamfields, Tomorrowland, Formula 1, amongst many others large tours across the globe. Her work has taken her to the four corners of the world where she has explored capturing various diverse cultures along the way. She has been involved in considerable behind the scenes music releases, and build up, and headed large projects both locally and abroad.

## COMING UP - MAY

### **TUESDAY 2ND MAY - 6.30PM**

#### **TALK: LORELLA CASTILLO - CONCEPTUAL PORTRAITURE & SET DESIGN**

Lorella's love for photography originated from her eagerness to experience new parts of the world. She enjoys telling stories of the destinations visited and look forward to accompany them with visuals, ranging from beautiful skylines to everyday locals. When words fail, photographs speak. At least, this is the way it works for Lorella. She loves that it allows her to express her own thoughts in a uniquely personal way which is the style that Lorella has built throughout her journey. Even if one chooses to photograph a very basic object, the way it's photographed tells a whole lot about their style. In 60 years, when Lorella is much older, she will be able to look back at her photos and let her twenty-four-year-old self speak through them.

### **TUESDAY 16TH MAY - 6.45PM**

#### **TALK AND DEMO: CARL TANTI - PRODUCT PHOTOGRAPHY**

After entering the Creative Industry back in 2017, following his graduation as a Graphic Designer, Carl was quickly introduced to product photography. Product photography is essential when it comes to designing a product; photographing it to look its best and market it to the world. It is amazing how a normal everyday life product can be captured in a beautiful way. This quickly led to start learning and practicing product photography, by achieved a certified course for a product photographer from an online product photography school. Nowadays, the aim is to keep pushing boundaries and to challenge new ways to promote a product in the marketing world.

### **TUESDAY 23RD MAY - 6.30PM**


#### **SOCIAL NIGHT: COME ALONG AND NETWORK**

We are looking to meet socially every month. Keep Tuesdays in the calendar, although a school night for some, it's usually considered a weekend for most of us in the industry. Bring your own bevvy and let's come together and enjoy each other's company and expertise.



# SOCIAL PAGE





**THE MALTA INSTITUTE**  
**OF PROFESSIONAL PHOTOGRAPHY**

---

🌐 Web:  
[www.mipp-malta.com](http://www.mipp-malta.com)

✉ Email:  
[learn@mipp-malta.com](mailto:learn@mipp-malta.com)

📍 Address:  
76 Triq Britannia, Paola, PLA 1426 MALTA

📞 Telephone:  
+356 7733 9690

📘 Facebook:  
[www.facebook.com/mipp-malta](http://www.facebook.com/mipp-malta)

2023 JAN/MAR